

12 x 24 Rectangle W/6" cor. Layout and Excavation Drawings

SURFACE AREA: = 288 SQ. FT.

VOLUME: = 8,640 GALLONS

POOL PERIMETER: = 72'

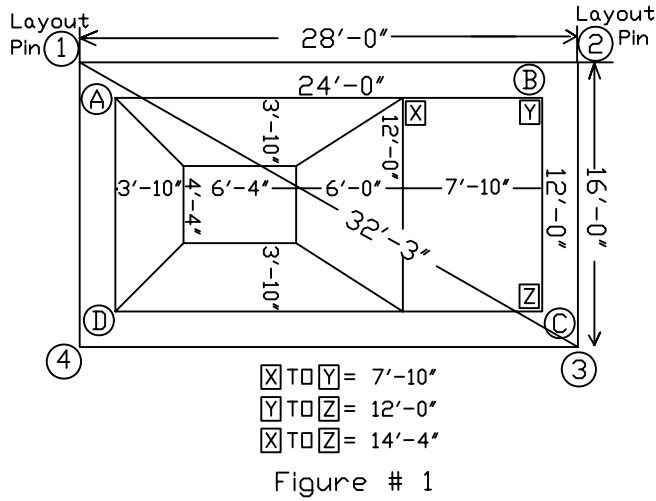
WARNING: SWIMMING POOLS ARE DANGEROUS WHEN USED IMPROPERLY, CONSULT YOUR DEALER FOR SAFETY INFORMATION ON THE SAFE USE OF SWIMMING POOLS. IT IS THE RESPONSIBILITY OF TOWN OFFICIALS, BUILDERS AND HOMEOWNERS TO FOLLOW ALL SAFETY RECOMMENDATIONS OF N.S.P.I., & ALL LOCAL ORDINANCES AND EQUIPMENT MANUFACTURERS.

FOR INFORMATION REGARDING SAFETY AND DESIGN STANDARDS: WRITE TO: THE ASSOCIATION OF POOL AND SPA PROFESSIONALS 2111 EISENHOWER AVE., ALEXANDRIA, VA. 22314 - 703-838-0083

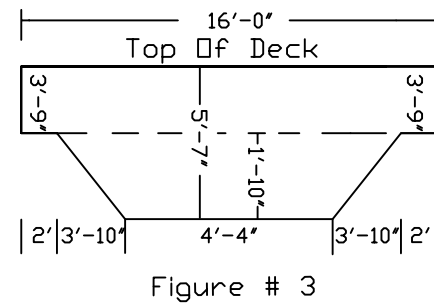
Notes:

- (1.) This is a TYPE I POOL in accordance to N.S.P.I. standard of Jan. 1995 and B.O.C.A. code-1996-Section 421.11(2).
- (2) Panels must have a continuous 3000# concrete bond beam collar, minimum 6's thick W/#3 re-bar 2' long in all holes of bottom panel flange with 8' of re-bar exposed & bent out into bond beam collar.
- (3) This is a NON-DIVING Pool.
- (4) "NO DIVING" labels must be installed on all sides of this pool.

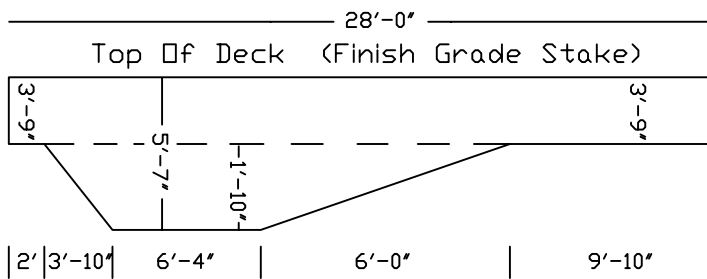
Excavation Layout Details for 12 x 24 Rec. 6"r cor.



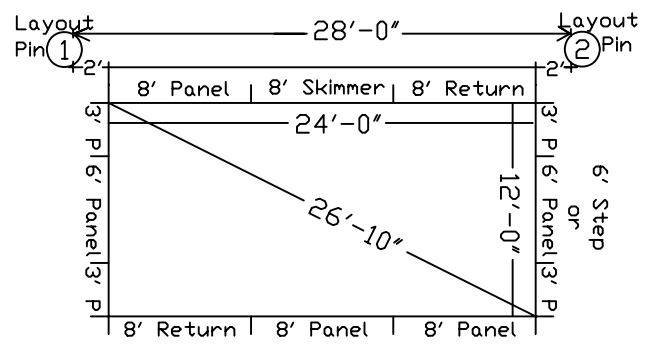
End view exc. dim. for 12 x 24 Rec.



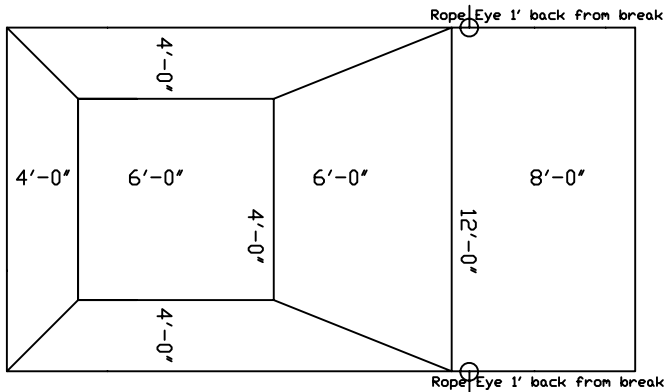
Excavation dim. for 12 x 24 Rec. Diving



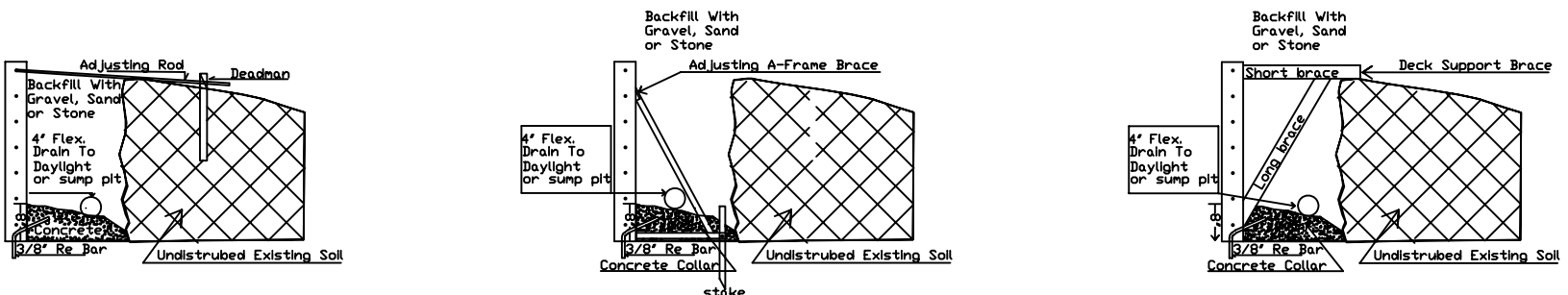
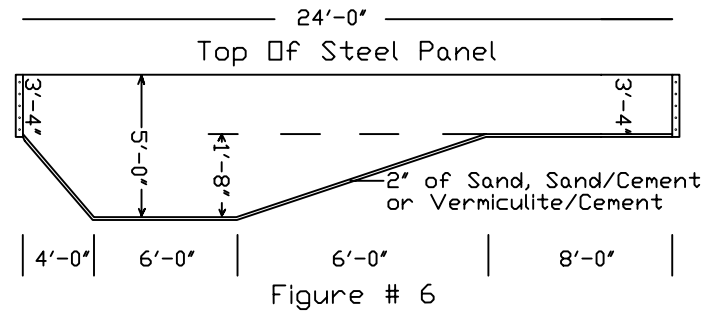
Panel Layout Details for 12 x 24 Rec.



Finished Dim. for 12 x 24 Rectangle



Finished Dim. for 12 x 24 Rectangle



Soil to have minimum bearing capacity of 2000 P.S.F. Locate top of pool at least 1' above surrounding elevation. Excavation shall be 2' larger than pool all around. Fill voids under panel & tamp well. Backfill to be sand, gravel or other non-expansive material.

The dealer, salesperson or installer who sells and/or installs this pool is a independent contractor and has no contract, written or verbal, to represent himself or his company as a agent, employee or associate of the distributor or any manufacturer. It is the buyers responsibility to verify the installers abilities and construction experience/reputation.

So. Ind. Manufacturing Co.	01-01-03	Drawing # PK-6348
331-A Miller Street	Name:	Stk 12x24 R 6"r Patio
Benton Harbor, MI 49022	Address:	French Lick Warehouse
1-800-821-3087	Phone:	1-888-498-2854

The construction methods illustrated here are suggestions and apply only to normal ground conditions. There may be additional precautions and/or methods of construction. The responsibility is the contractors. These dig dimensions comply with the National Pool and Spa Institute suggested minimum standards for residential pools. If diving boards and/or slides are to be used with these pools please consult the manufactures instructions and follow them, paying close attention to every detail. The builder is responsible should there be a accident and the instructions were not followed.

PANELS REQUIRED			STEP OPTIONS
	LENGTH	STRAIGHT/RADIUS	
3	8'-0"	ST	8'-STEP= DELETE 6' PANEL/2-3' PANELS
2	8'-0"	ST/RETURNS	ADD 8' STEP & 2-2' PANELS
1	8'-0"	ST/SKIMMER	6'-STEP= DELETE 1-6' PANEL
2	6'-0"	ST	8 - BRACES REQUIRED
4	3'-0"	ST	DRAWN FOR: SIMCO distributors